


# SP-HPEK Termination Kit

## Product User Manual / Datasheet

### 1 Product information

The SP-HPEK is a heat shrink power and end termination kit including an M25 gland for termination and entry of Solco Pyroelec heating cables into thermostats/controllers and junction boxes.






Complete kit contents

### 2 Installation

1. Please select the correct sealing grommet for the model type of heating cable or power cable being used as per the table below:

Grommet/seal selection table

Item	Description	Image
a.	M25 gland body, cap and lock nut	
b.	Power cable sealing grommet Minimum cable diameter - 7mm Maximum cable diameter - 13.5mm	
c.	Heating cable sealing EPDM grommets	
		<div>Applicable cables: HSR/FBL 10, 16, 24 VSR 16, 24, 30, 40 FBH 15, 30, 45 FBX, FBZ all IPSR</div> <div>Applicable cables: HSR/FBL 30 VSR 50 FBH 60 HWS-R/HWS-P</div>

2. To terminate the heating cable after it has been inserted through the gland, please see instructions for PYEX-PTK-S and PYEX-ETK-S termination kits.
3. Finally, screw the body and locking nut of the gland into relevant enclosure and insert the cable through entry and make connections. Then slide the rubber seal **grommet** into the gland body and tighten cap with appropriate torque level.

### Approvals



Made in United Kingdom

Solco Pyroelec UK Limited  
Unit 11, Kenyon Business Park  
Pilkington Street , Bolton BL3 6HL

Email: [enquiries@solcopyroelec.co.uk](mailto:enquiries@solcopyroelec.co.uk)  
Telephone: +44 (0)1204 869449  
Web: [www.solcopyroelec.co.uk](http://www.solcopyroelec.co.uk)

